



POTEC

“
We promise more accurate &
convenient optometry.
”



Auto Ref-keratometer
PRK-7000

SPECIFICATIONS

MEASUREMENT MODE	
K/R Mode	Continuous Keratometry and Refractometry
REF Mode	Refractometry
KER Mode	Keratometry
CLBC Mode	Contact Lens Base Curve Measurement
K(P) Mode	Peripheral Keratometry
REFRACTOMETRY	
Vertex Distance (VD)	0.0, 12.0, 13.5, 15.0
Sphere (SPH)	-25.00 ~ +22.00 D (when VD=12 mm) (Increments : 0.12 and 0.25 D)
Cylinder (CYL)	0.00 ~ ±10.00 D (Increments : 0.12 and 0.25 D)
Axis (AX)	1 ~ 180° (Increments : 1°)
Cylinder Form	-, +, MIX
Pupil Distance (PD)	10 ~ 88 mm
Minimum Pupil Diameter	∅ 2.0 mm
KERATOMETRY	
Radius of Curvature	5.0 ~ 10.2 mm (Increments : 0.01 mm)
Corneal astigmatism	33.00 ~ 67.50 D (when cornea equivalent refractive index is 1.3375) (Increments : 0.05/0.12/0.25 D)
Corneal astigmatism Axis	0.00 ~ -15.00 D (Increments : 0.05/0.12/0.25 D) 1 ~ 180° (Increments : 1°)
OTHERS	
Corneal Diameter	2.0 ~ 14.0 mm (Increments: 0.1 mm)
Memory of Data	10 measured value for each eye
Internal Printer	Thermal line printer with Auto-Cutter function
Monitor	14.48cm(5.7 inch) TFT LCD (640x480 pixels, Touch-Screen function)
Power supply	AC100-240V, 50/60Hz
Dimensions	Approximately 260(W)x500(D)x450(H) mm
Weight	Approximately 20kg

* Designs and details can be changed without prior notice upon its improvement.

www.potec.biz

Auto Ref-keratometer
PRK-7000

- Stable & Accurate Performance
- Convenient Measurement
- Various Functions
- User Friendly Design



POTEC POTEC Co., Ltd.
40-4, Techno 2-ro, Yuseong-gu, Daejeon, 34015, Korea
TEL. +82 42 632 3536 FAX. +82 42 632 3537
webmaster@potec.biz www.potec.biz

Distributed by



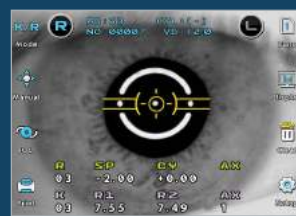
Auto Ref-keratometer PRK-7000

Leads to more accurate & convenient optometry system.

optometry

1 Refractometry & Keratometry Measurement

PRK-7000 provides a wide range of SPH measurement from -25.00D to +22.00D when vertex distance is 12mm and cylinder measurement range from 0.00 to 10.00D. PRK-7000 provides a wide measurement range of refractometry, from -25D to +22D, and allows for measurement of corneal curvature in the range from 5.0mm to 10.2mm. Not only simultaneous refractometry measurement and corneal curvature are possible but also the results can be checked immediately.



| Refraction & Keratometry Measurement

2 Peripheral Keratometry Measurement

Peripheral corneal curvatures can be measured by having the examinee look at the peripheral eye fixation lamps. Measuring the corneal periphery will help you examine irregular astigmatism and also determine a better fitting for a contact lens.



| Peripheral Keratometry

Auto Ref-keratometer PRK-7000



optometry

3 Intuitive Diameter Measurement

Using the freeze function, measurement of the diameter of the cornea, pupil or hard contact lens worn by the patient can be performed. By simple touching and dragging the screen with your finger measurement are exactly calculated.



| Intuitive Diameter Measurement

4 IOL Measurement

When refractometry result has an error due to an intraocular lens or cataract, measurement can be performed by IOL measurement mode.



| TFT-LCD with Touch Screen

1 Color Display & Convenient Operation Method

Through adoption of high-quality VGA-class color TFT-LCD and Touch Screen, all functions except for joystick adjustment and chin rest adjustment can be simultaneously used through buttons or icons in the screen or key-button, increasing user convenience.

2 Electronic Chinrest

Patient's eye level can be conveniently adjusted by electronic chinrest. It can be up and down by the help of a simple switch. By pressing it up, chinrest move upward and by pressing it down it move downward.

1 Instant Display Data

Data display mode enables users to view measurements at a glance and print out instantly (Up to 10 measurements stored in the memory device)

2 Interactive Setup Change

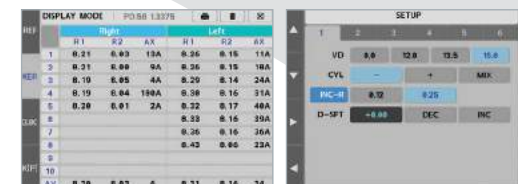
Simply touch the icon on the screen and changed settings can be seen. The touch screen supports interactive setting changes quickly and conveniently saving user time innovatively.

3 Assistant Measurement Function

PRK-7000 provides the assistant measurement function for the eyes which have different measuring between center of miring and center of REF focus.

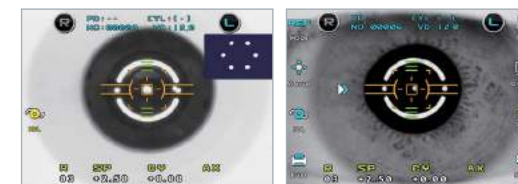
4 The Guidance Function For Measuring

PRK-7000 indicates the directions for focusing the center of the measuring eye and shows the conditions of focusing for the measurement convenience.



| Instant Display Data

| Interactive SETUP Change



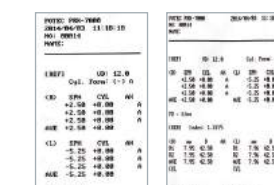
| Assistant measurement function

| The guidance function for measuring

convenience

3 More Intelligent Printer

PRK-7000 allows immediate printout of measurement results just by simple button operation, while an economy mode is provided where printer paper can be saved through adjustment of size and layout of printed letters along with the "automatic paper cutting" function for user convenience.



| Normal mode


| Economy mode

4 Data Transmission

Measurement data can be transmitted to an outside instrument (personal computer, etc.) through RS-232 communication, and image transmission for eyeball to USB port as well as software can be upgraded to become faster if the PC program provided separately is used.

5 User-Oriented Tilting LCD Function

By the facility of 90° tilting LCD monitor, user can freely operate the machine while standing or sitting.



| The tilting LCD for user

6 Provision Of Stage Lock With Convenient Operation

Main body can be fixed simply by a stage lock lever.